

SUMMARY OF APPROPRIATIONS, ALLOTMENTS, OBLIGATIONS, DISBURSEMENTS AND BALANCES BY OBJECT OF EXPENDITURES

As at the Quarter Ending March 31, 2026

Department : State Universities and Colleges (SUCs)
 Agency/Entity : Negros Oriental State University
 Operating Unit : < not applicable >
 Organization Code (UACS) : 08 072 0000000
 Fund Cluster : 01 - Regular Agency Fund
 (e.g. UACS Fund Cluster: 01-Regular Agency Fund, 02-Foreign Assisted Projects Fund, 03-Special Account-Locally Funded/Domestic Grants Fund, and 04-Special Account-Foreign Assisted/Foreign Grants Fund)

X	Current Year Appropriations
	Supplemental Appropriations
	Continuing Appropriations

Particulars	UACS CODE	Appropriations				Allotments				Obligations				Disbursements				Balances					
		Authorized Appropriations	Adjustments (Transfer To/From, Modifications/ Augmentations)	Adjusted Appropriations	Allotments Received	Adjustments (Reductions, Modifications/ Augmentations)	Transfer To	Transfer From	Adjusted Allotments	1st Quarter Ending March 31	2nd Quarter Ending June 30	3rd Quarter Ending September 30	4th Quarter Ending December 31	Total	1st Quarter Ending March 31	2nd Quarter Ending June 30	3rd Quarter Ending September 30	4th Quarter Ending December 31	Total	Unreleased Appropriations	Unobligated Allotments	Unpaid Obligations (15-20)=(23+24)	
		4	5	6	7	8	9	10	11	12	13	14	15	16	17	18	19	20	21	22	23	24	
SUMMARY		1,211,984,000.00	0.00	1,211,984,000.00	1,028,209,000.00	0.00	0.00	0.00	1,238,269,000.00	133,996,904.88	0.00	0.00	0.00	139,900,904.88	123,747,651.38	0.00	0.00	0.00	123,747,651.38	176,775,000.00	899,308,095.14	12,825,521.88	3,627,731.62
A. AGENCY SPECIFIC BUDGET		1,177,643,000.00	0.00	1,177,643,000.00	1,001,868,000.00	0.00	0.00	0.00	1,201,869,000.00	128,392,602.22	0.00	0.00	0.00	128,392,602.22	114,763,155.30	0.00	0.00	0.00	114,763,155.30	175,775,000.00	873,485,399.78	10,091,733.30	3,527,731.62
Personnel Services		667,212,000.00	0.00	667,212,000.00	526,437,000.00	0.00	0.00	0.00	526,437,000.00	111,410,512.05	0.00	0.00	0.00	111,410,512.05	107,635,047.85	0.00	0.00	0.00	107,635,047.85	130,775,000.00	415,026,487.35	3,815,464.20	0.00
Salaries and Wages		406,446,000.00	0.00	406,446,000.00	406,446,000.00	0.00	0.00	0.00	406,446,000.00	95,842,390.84	0.00	0.00	0.00	95,842,390.84	94,863,119.75	0.00	0.00	0.00	94,863,119.75	0.00	310,603,609.16	1,889,771.09	0.00
Salaries and Wages - Regular	5010101000	302,844,000.00	0.00	302,844,000.00	302,844,000.00	0.00	0.00	0.00	302,844,000.00	76,986,939.53	0.00	0.00	0.00	76,986,939.53	76,392,766.53	0.00	0.00	0.00	76,392,766.53	0.00	225,657,060.47	594,173.00	0.00
Basic Salary - Civilian	5010101001	302,844,000.00	0.00	302,844,000.00	302,844,000.00	0.00	0.00	0.00	302,844,000.00	76,986,939.53	0.00	0.00	0.00	76,986,939.53	76,392,766.53	0.00	0.00	0.00	76,392,766.53	0.00	225,657,060.47	594,173.00	0.00
Salaries and Wages - Casual/Contractual	5010102000	103,602,000.00	0.00	103,602,000.00	103,602,000.00	0.00	0.00	0.00	103,602,000.00	18,955,451.31	0.00	0.00	0.00	18,955,451.31	17,690,653.22	0.00	0.00	0.00	17,690,653.22	0.00	84,646,548.69	1,264,599.05	0.00
Other Compensation		106,896,000.00	0.00	106,896,000.00	106,896,000.00	0.00	0.00	0.00	106,896,000.00	12,676,824.14	0.00	0.00	0.00	12,676,824.14	10,897,273.34	0.00	0.00	0.00	10,897,273.34	0.00	94,310,176.88	1,789,550.80	0.00
Personal Economic Relief Allowance (PERA)	5010201000	13,392,000.00	0.00	13,392,000.00	13,392,000.00	0.00	0.00	0.00	13,392,000.00	3,355,127.27	0.00	0.00	0.00	3,355,127.27	3,353,127.27	0.00	0.00	0.00	3,353,127.27	0.00	10,036,872.73	2,000.00	0.00
PERA - Civilian	5010201001	13,392,000.00	0.00	13,392,000.00	13,392,000.00	0.00	0.00	0.00	13,392,000.00	3,355,127.27	0.00	0.00	0.00	3,355,127.27	3,353,127.27	0.00	0.00	0.00	3,353,127.27	0.00	10,036,872.73	2,000.00	0.00
Representation Allowance (RA)	5010202000	210,000.00	1,536,000.00	1,746,000.00	210,000.00	1,536,000.00	0.00	0.00	1,746,000.00	296,500.00	0.00	0.00	0.00	296,500.00	284,500.00	0.00	0.00	0.00	284,500.00	0.00	1,449,500.00	12,000.00	0.00
Transportation Allowance (TA)	5010203000	210,000.00	1,536,000.00	1,746,000.00	210,000.00	1,536,000.00	0.00	0.00	1,746,000.00	296,500.00	0.00	0.00	0.00	296,500.00	284,500.00	0.00	0.00	0.00	284,500.00	0.00	1,449,500.00	12,000.00	0.00
Transportation Allowance (TA)	5010203001	210,000.00	1,536,000.00	1,746,000.00	210,000.00	1,536,000.00	0.00	0.00	1,746,000.00	296,500.00	0.00	0.00	0.00	296,500.00	284,500.00	0.00	0.00	0.00	284,500.00	0.00	1,449,500.00	12,000.00	0.00
Clothing/Uniform Allowance	5010204000	3,906,000.00	0.00	3,906,000.00	3,906,000.00	0.00	0.00	0.00	3,906,000.00	3,699,000.00	0.00	0.00	0.00	3,699,000.00	2,492,000.00	0.00	0.00	0.00	2,492,000.00	0.00	7,000.00	1,407,000.00	0.00
Clothing/Uniform Allowance - Civilian	5010204001	3,906,000.00	0.00	3,906,000.00	3,906,000.00	0.00	0.00	0.00	3,906,000.00	3,699,000.00	0.00	0.00	0.00	3,699,000.00	2,492,000.00	0.00	0.00	0.00	2,492,000.00	0.00	7,000.00	1,407,000.00	0.00
Subsistence Allowance (SA)	5010205000	106,000.00	0.00	106,000.00	106,000.00	0.00	0.00	0.00	106,000.00	0.00	0.00	0.00	0.00	0.00	0.00	0.00	0.00	0.00	0.00	0.00	106,000.00	0.00	0.00
Subsistence Allowance - Magna Carta for Public Health Workers under R.A. 7305	5010205003	106,000.00	0.00	106,000.00	106,000.00	0.00	0.00	0.00	106,000.00	0.00	0.00	0.00	0.00	0.00	0.00	0.00	0.00	0.00	0.00	0.00	106,000.00	0.00	0.00
Laundry Allowance (LA)	5010206000	14,000.00	0.00	14,000.00	14,000.00	0.00	0.00	0.00	14,000.00	0.00	0.00	0.00	0.00	0.00	0.00	0.00	0.00	0.00	0.00	0.00	14,000.00	0.00	0.00
Laundry Allowance - Magna Carta Benefits for Public Health Workers under R.A. 7305	5010206004	14,000.00	0.00	14,000.00	14,000.00	0.00	0.00	0.00	14,000.00	0.00	0.00	0.00	0.00	0.00	0.00	0.00	0.00	0.00	0.00	0.00	14,000.00	0.00	0.00
Honoraria	5010210000	32,023,000.00	(3,406,049.23)	28,616,950.77	32,023,000.00	(3,406,049.23)	0.00	0.00	28,616,950.77	4,370,771.64	0.00	0.00	0.00	4,370,771.64	4,105,688.84	0.00	0.00	0.00	4,105,688.84	0.00	24,246,179.13	285,082.80	0.00
Honoraria - Civilian	5010210001	32,023,000.00	(3,406,049.23)	28,616,950.77	32,023,000.00	(3,406,049.23)	0.00	0.00	28,616,950.77	4,370,771.64	0.00	0.00	0.00	4,370,771.64	4,105,688.84	0.00	0.00	0.00	4,105,688.84	0.00	24,246,179.13	285,082.80	0.00
Hazard Pay (HP)	5010211000	1,071,000.00	0.00	1,071,000.00	1,071,000.00	0.00	0.00	0.00	1,071,000.00	120,624.00	0.00	0.00	0.00	120,624.00	30,156.00	0.00	0.00	0.00	30,156.00	0.00	950,376.00	90,468.00	0.00
HP - Magna Carta Benefits for Public Health Workers under R.A. 7305	5010211005	1,071,000.00	0.00	1,071,000.00	1,071,000.00	0.00	0.00	0.00	1,071,000.00	120,624.00	0.00	0.00	0.00	120,624.00	30,156.00	0.00	0.00	0.00	30,156.00	0.00	950,376.00	90,468.00	0.00
Overtime and Night Pay	5010213000	0.00	334,049.23	334,049.23	0.00	334,049.23	0.00	0.00	334,049.23	334,049.23	0.00	0.00	0.00	334,049.23	334,049.23	0.00	0.00	0.00	334,049.23	0.00	0.00	0.00	0.00
Overtime Pay	5010213001	0.00	334,049.23	334,049.23	0.00	334,049.23	0.00	0.00	334,049.23	334,049.23	0.00	0.00	0.00	334,049.23	334,049.23	0.00	0.00	0.00	334,049.23	0.00	0.00	0.00	0.00
Year End Bonus	5010214000	25,237,000.00	0.00	25,237,000.00	25,237,000.00	0.00	0.00	0.00	25,237,000.00	2,964.00	0.00	0.00	0.00	2,964.00	2,964.00	0.00	0.00	0.00	2,964.00	0.00	25,234,036.00	0.00	0.00
Bonus - Civilian	5010214001	25,237,000.00	0.00	25,237,000.00	25,237,000.00	0.00	0.00	0.00	25,237,000.00	2,964.00	0.00	0.00	0.00	2,964.00	2,964.00	0.00	0.00	0.00	2,964.00	0.00	25,234,036.00	0.00	0.00
Cash Gift	5010215000	2,790,000.00	0.00	2,790,000.00	2,790,000.00	0.00	0.00	0.00	2,790,000.00	0.00	0.00	0.00	0.00	0.00	0.00	0.00	0.00	0.00	0.00	0.00	2,790,000.00	0.00	0.00
Cash Gift - Civilian	5010215001	2,790,000.00	0.00	2,790,000.00	2,790,000.00	0.00	0.00	0.00	2,790,000.00	0.00	0.00	0.00	0.00	0.00	0.00	0.00	0.00	0.00	0.00	0.00	2,790,000.00	0.00	0.00
Mid-Year Bonus - Civilian	5010216000	25,237,000.00	0.00	25,237,000.00	25,237,000.00	0.00	0.00	0.00	25,237,000.00	288.00	0.00	0.00	0.00	288.00	288.00	0.00	0.00	0.00	288.00	0.00	25,236,712.00	0.00	0.00
Mid-Year Bonus - Civilian	5010216001	25,237,000.00	0.00	25,237,000.00	25,237,000.00	0.00	0.00	0.00	25,237,000.00	288.00	0.00	0.00	0.00	288.00	288.00	0.00	0.00	0.00	288.00	0.00	25,236,712.00	0.00	0.00
Other Bonuses and Allowances	5010299000	2,790,000.00	0.00	2,790,000.00	2,790,000.00	0.00	0.00	0.00	2,790,000.00	0.00	0.00	0.00	0.00	0.00	0.00	0.00	0.00	0.00	0.00	0.00	2,790,000.00	0.00	0.00
Productivity Enhancement Incentive - Civilian	5010299012	2,790,000.00	0.00	2,790,000.00	2,790,000.00	0.00	0.00	0.00	2,790,000.00	0.00	0.00	0.00	0.00	0.00	0.00	0.00	0.00	0.00	0.00	0.00	2,790,000.00	0.00	0.00
Personnel Benefit Contributions		9,390,000.00	0.00	9,390,000.00	9,390,000.00	0.00	0.00	0.00	9,390,000.00	2,393,912.90	0.00	0.00	0.00	2,393,912.90	2,226,830.69	0.00	0.00	0.00	2,226,830.69	0.00	6,996,027.18	169,142.31	0.00
Pag-IBIG Contributions	5010302000	1,338,000.00	0.00	1,338,000.00	1,338,000.00	0.00	0.00	0.00	1,338,000.00	328,200.00	0.00	0.00	0.00	328,200.00	298,400.00	0.00	0.00	0.00	298,400.00	0.00	1,009,800.00	29,800.00	0.00
Pag-IBIG - Civilian	5010302001	1,																					


SUMMARY OF APPROPRIATIONS, ALLOTMENTS, OBLIGATIONS, DISBURSEMENTS AND BALANCES BY OBJECT OF EXPENDITURES
As at the Quarter Ending March 31, 2026


Department : State Universities and Colleges (SUCs)
 Agency/Entity : Negros Oriental State University
 Operating Unit : < not applicable >
 Organization Code (UACS) : 08 072 0000000
 Fund Cluster : 01 - Regular Agency Fund

X	Current Year Appropriations
	Supplemental Appropriations
	Continuing Appropriations

(e.g. UACS Fund Cluster: 01-Regular Agency Fund, 02-Foreign Assisted Projects Fund, 03-Special Account-Locally Funded/Domestic Grants Fund, and 04-Special Account-Foreign Assisted/Foreign Grants Fund)


Particulars	UACS CODE	Appropriations			Allotments					Obligations					Disbursements				Balances					
		Authorized Appropriations	Adjustments (Transfer To/From, Modifications/Amendations)	Adjusted Appropriations	Allotments Received	Adjustments (Reductions, Modifications/ Augmentations)	Transfer To	Transfer From	Adjusted Allotments	1st Quarter Ending March 31	2nd Quarter Ending June 30	3rd Quarter Ending September 30	4th Quarter Ending December 31	Total	1st Quarter Ending March 31	2nd Quarter Ending June 30	3rd Quarter Ending September 30	4th Quarter Ending December 31	Total	Unreleased Appropriations	Unobligated Allotments	Unpaid Obligations (15-20)+(23+24)		
		3	4	5=(3+4)	6	7	8	9	10=[(8+(-)7)-9+9]	11	12	13	14	15=(11+12+13+14)	16	17	18	19	20=(16+17+18+19)	21=(5-10)	22=(10-15)	23	24	
Other Maintenance and Operating Expenses		2,461,000.00	(98,000.00)	2,363,000.00	2,461,000.00	(98,000.00)	0.00	0.00	2,363,000.00	114,460.00	0.00	0.00	0.00	114,460.00	0.00	0.00	0.00	0.00	0.00	0.00	0.00	2,248,540.00	0.00	114,460.00
Printing and Publication Expenses	5029902000	245,000.00	0.00	245,000.00	245,000.00	0.00	0.00	0.00	245,000.00	1,960.00	0.00	0.00	0.00	1,960.00	0.00	0.00	0.00	0.00	0.00	0.00	0.00	243,040.00	0.00	1,960.00
Representation Expenses	5029903000	1,066,000.00	(59,000.00)	1,007,000.00	1,066,000.00	(59,000.00)	0.00	0.00	1,007,000.00	112,500.00	0.00	0.00	0.00	112,500.00	0.00	0.00	0.00	0.00	0.00	0.00	0.00	894,500.00	0.00	112,500.00
Transportation and Delivery Expenses	5029904000	1,026,000.00	(39,000.00)	987,000.00	1,026,000.00	(39,000.00)	0.00	0.00	987,000.00	0.00	0.00	0.00	0.00	0.00	0.00	0.00	0.00	0.00	0.00	0.00	0.00	987,000.00	0.00	0.00
Membership Dues and Contributions to	5029906000	124,000.00	0.00	124,000.00	124,000.00	0.00	0.00	0.00	124,000.00	0.00	0.00	0.00	0.00	0.00	0.00	0.00	0.00	0.00	0.00	0.00	0.00	124,000.00	0.00	0.00
Capital Outlays		64,460,000.00	0.00	64,460,000.00	19,460,000.00	0.00	0.00	0.00	19,460,000.00	1,296,863.00	0.00	0.00	0.00	1,296,863.00	0.00	0.00	0.00	0.00	0.00	0.00	45,000,000.00	18,163,137.00	0.00	1,296,863.00
Property, Plant and Equipment Outlay		64,460,000.00	0.00	64,460,000.00	19,460,000.00	0.00	0.00	0.00	19,460,000.00	1,296,863.00	0.00	0.00	0.00	1,296,863.00	0.00	0.00	0.00	0.00	0.00	0.00	45,000,000.00	18,163,137.00	0.00	1,296,863.00
Buildings and Other Structures	5060404000	45,000,000.00	0.00	45,000,000.00	0.00	0.00	0.00	0.00	0.00	0.00	0.00	0.00	0.00	0.00	0.00	0.00	0.00	0.00	0.00	0.00	45,000,000.00	0.00	0.00	0.00
School Buildings	5060404002	45,000,000.00	0.00	45,000,000.00	0.00	0.00	0.00	0.00	0.00	0.00	0.00	0.00	0.00	0.00	0.00	0.00	0.00	0.00	0.00	0.00	45,000,000.00	0.00	0.00	0.00
Machinery and Equipment Outlay	5060405000	7,840,000.00	0.00	7,840,000.00	7,840,000.00	0.00	0.00	0.00	7,840,000.00	1,296,863.00	0.00	0.00	0.00	1,296,863.00	0.00	0.00	0.00	0.00	0.00	0.00	0.00	6,543,137.00	0.00	1,296,863.00
Office Equipment	5060405002	7,840,000.00	0.00	7,840,000.00	7,840,000.00	0.00	0.00	0.00	7,840,000.00	1,296,863.00	0.00	0.00	0.00	1,296,863.00	0.00	0.00	0.00	0.00	0.00	0.00	0.00	6,543,137.00	0.00	1,296,863.00
Transportation Equipment Outlay	5060406000	11,220,000.00	0.00	11,220,000.00	11,220,000.00	0.00	0.00	0.00	11,220,000.00	0.00	0.00	0.00	0.00	0.00	0.00	0.00	0.00	0.00	0.00	0.00	0.00	11,220,000.00	0.00	0.00
Motor Vehicles	5060406001	11,220,000.00	0.00	11,220,000.00	11,220,000.00	0.00	0.00	0.00	11,220,000.00	0.00	0.00	0.00	0.00	0.00	0.00	0.00	0.00	0.00	0.00	0.00	0.00	11,220,000.00	0.00	0.00
Furniture, Fixtures and Books Outlay	5060407000	400,000.00	0.00	400,000.00	400,000.00	0.00	0.00	0.00	400,000.00	0.00	0.00	0.00	0.00	0.00	0.00	0.00	0.00	0.00	0.00	0.00	0.00	400,000.00	0.00	0.00
Furniture and Fixtures	5060407001	400,000.00	0.00	400,000.00	400,000.00	0.00	0.00	0.00	400,000.00	0.00	0.00	0.00	0.00	0.00	0.00	0.00	0.00	0.00	0.00	0.00	0.00	400,000.00	0.00	0.00
B. AUTOMATIC APPROPRIATIONS		36,341,000.00	0.00	36,341,000.00	36,341,000.00	0.00	0.00	0.00	36,341,000.00	11,518,304.64	0.00	0.00	0.00	11,518,304.64	8,984,516.08	0.00	0.00	0.00	0.00	8,984,516.08	0.00	24,822,695.36	2,533,788.56	0.00
Retirement and Life Insurance Premiums		36,341,000.00	0.00	36,341,000.00	36,341,000.00	0.00	0.00	0.00	36,341,000.00	11,518,304.64	0.00	0.00	0.00	11,518,304.64	8,984,516.08	0.00	0.00	0.00	8,984,516.08	0.00	24,822,695.36	2,533,788.56	0.00	
GRAND TOTAL		1,213,984,000.00	0.00	1,213,984,000.00	1,038,209,000.00	0.00	0.00	0.00	1,038,209,000.00	139,900,904.86	0.00	0.00	0.00	139,900,904.86	123,747,651.38	0.00	0.00	0.00	123,747,651.38	175,775,000.00	898,309,095.14	12,625,621.86	3,527,731.62	

Certified Correct:

 MARJONA T. CASIMAN
 University Budget Officer
 Date: April 24, 2026 04:28 PM

Certified Correct:

 MAURICE ANAVER B. DORDADO, CPA
 University Accountant
 Date: April 24, 2026 04:28 PM

Recommending Approval By:

 MERIVIC G. CATADA, PH.D.
 Vice President for Administration and Finance
 Date: April 24, 2026 04:50 PM

Approved By:

 NOEL MARJON E. YASIN, PSY.D.
 University President
 Date: April 24, 2026 05:08 PM

This report was generated using the Unified Reporting System; Status: SUBMITTED; Date Printed: April 24, 2026 5:18 PM; Date of initial submission: April 24, 2026 5:08 PM; Date of final submission: April 24, 2026 5:08 PM